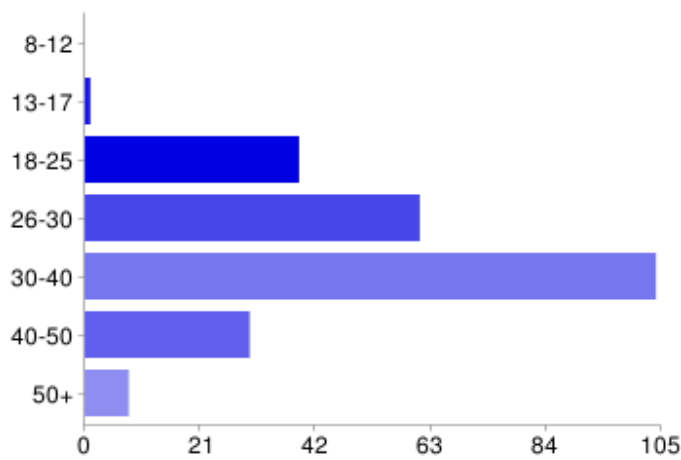


# 246 responses

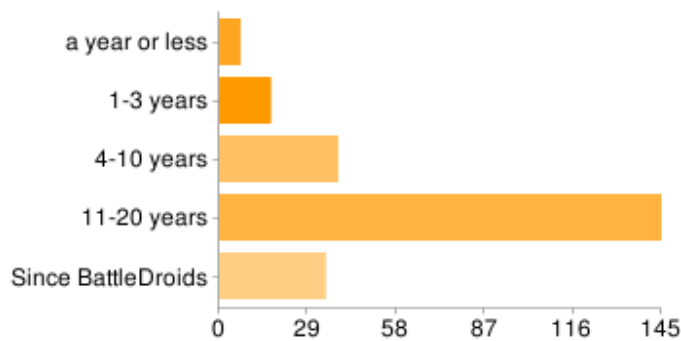
## Summary [See complete responses](#)

### Age



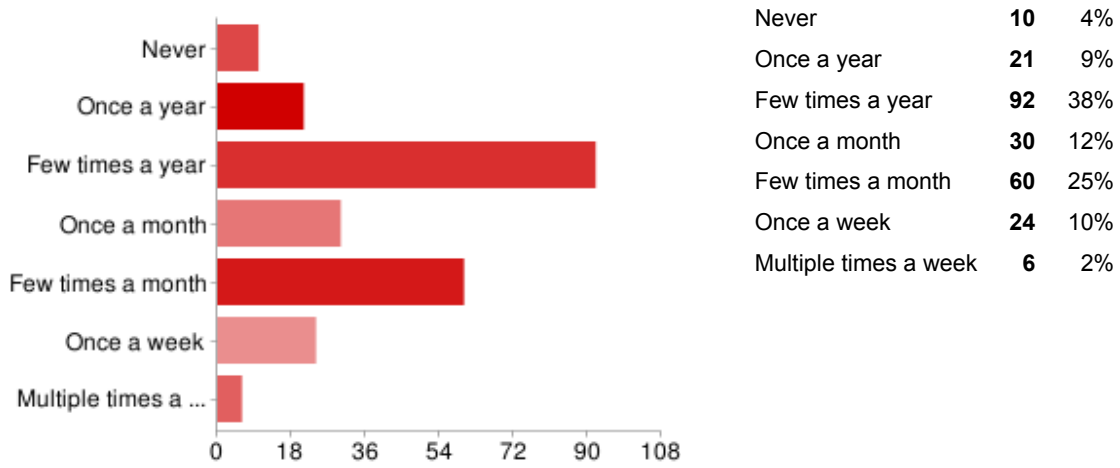
8-12	<b>0</b>	0%
13-17	<b>1</b>	0%
18-25	<b>39</b>	16%
26-30	<b>61</b>	25%
30-40	<b>104</b>	43%
40-50	<b>30</b>	12%
50+	<b>8</b>	3%

### How long have you been playing Battletech

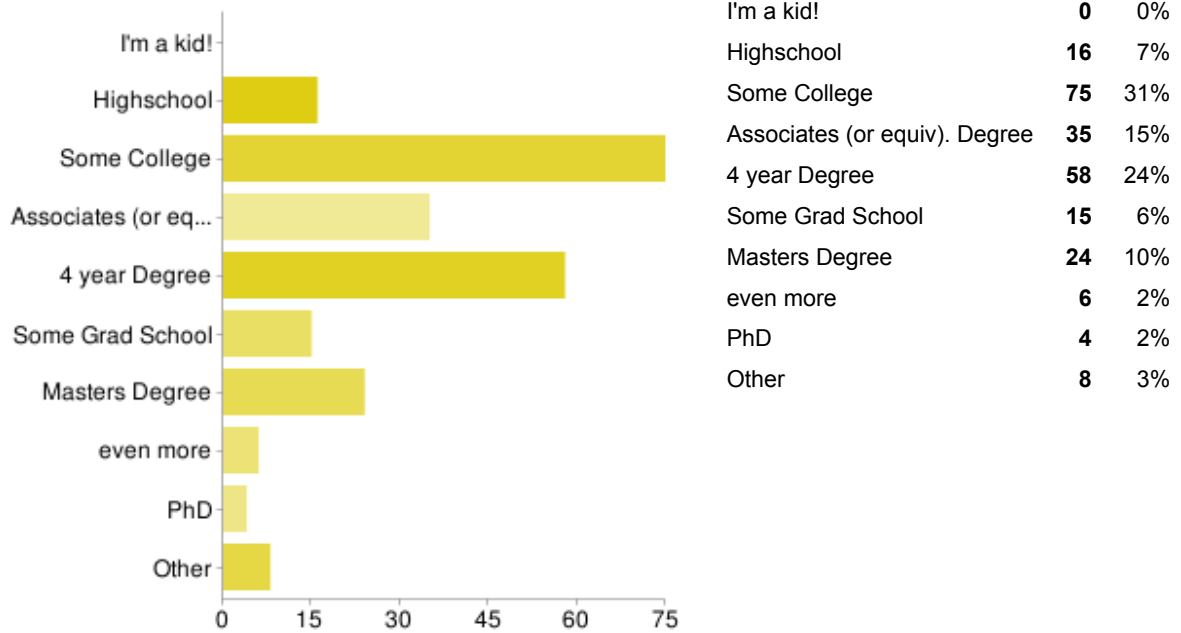


a year or less	<b>7</b>	3%
1-3 years	<b>17</b>	7%
4-10 years	<b>39</b>	16%
11-20 years	<b>145</b>	60%
Since BattleDroids	<b>35</b>	14%

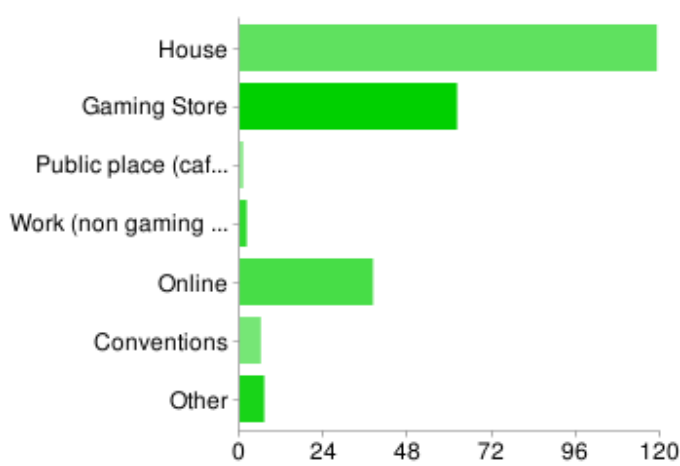
### Play frequency



**Education**

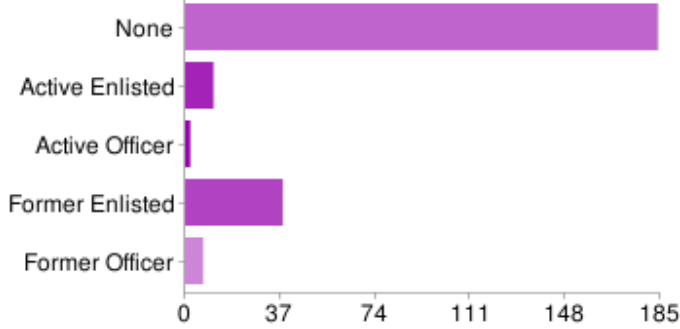


**If you do play, where do you play most?**



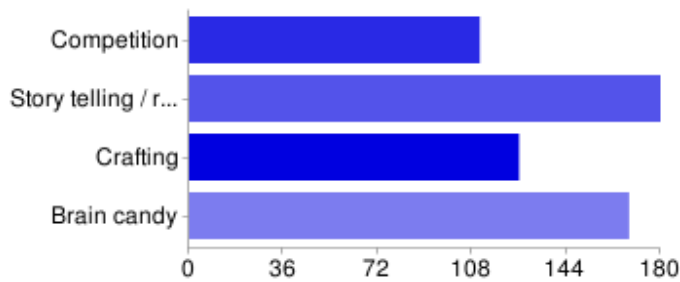
House	<b>119</b>	51%
Gaming Store	<b>62</b>	26%
Public place (café, park, etc.)	<b>1</b>	0%
Work (non gaming store)	<b>2</b>	1%
Online	<b>38</b>	16%
Conventions	<b>6</b>	3%
Other	<b>7</b>	3%

### Military Service



None	<b>184</b>	76%
Active Enlisted	<b>11</b>	5%
Active Officer	<b>2</b>	1%
Former Enlisted	<b>38</b>	16%
Former Officer	<b>7</b>	3%

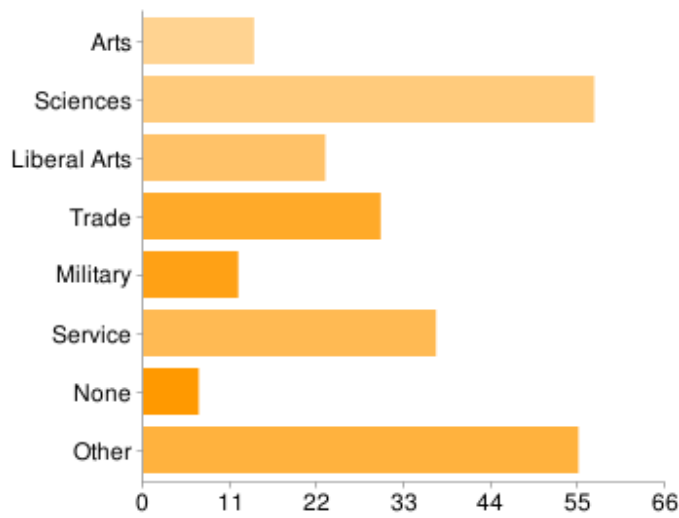
### Interests in Battletech



Competition	<b>111</b>	46%
Story telling / role playing	<b>180</b>	75%
Crafting	<b>126</b>	53%
Brain candy	<b>168</b>	70%

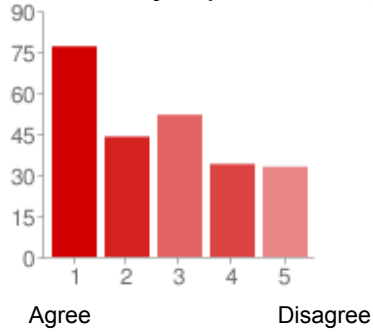
People may select more than one checkbox, so percentages may add up to more than 100%.

**Field of employment or study**



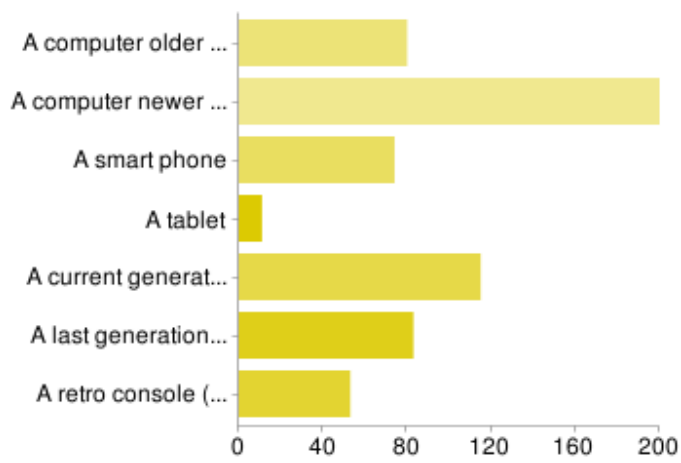
Arts	<b>14</b>	6%
Sciences	<b>57</b>	24%
Liberal Arts	<b>23</b>	10%
Trade	<b>30</b>	13%
Military	<b>12</b>	5%
Service	<b>37</b>	16%
None	<b>7</b>	3%
Other	<b>55</b>	23%

**You're usually responsible for organizing games.**



1 - Agree	<b>77</b>	32%
2	<b>44</b>	18%
3	<b>52</b>	22%
4	<b>34</b>	14%
5 - Disagree	<b>33</b>	14%

**I own and regularly use**



A computer older than 4 years  
A computer newer than 4 years  
A smart phone  
A tablet  
A current generation console (360, PS3, Wii)  
A last generation console (PS2, xBox, Game Cub)  
A retro console (Genesis, Nintendo, Atari, etc.)

People may select more than one checkbox, so p  
add up to more than 100%.

